圧力用高密度ポリエチレンパイプ・継手のCAD図面一覧表（pdf）です。
dxfデータは下記URLのページからご請求ください。
メール添付にてご提供します。

https://www.kubota-chemix.co.jp/contact/cad_request_form.html

スーパータフポリ

圧力用高密度ポリエチレンパイプ　部品図面 /更新(2023.12)

＜CADデータご使用上の注意＞
■クボタケミックスCAD データ（以下、本データと言います）の内容は、商品の改良、統廃合等により予告なく変更・改訂する場合があります。
■本データの著作権及び所有権は株式会社クボタケミックス（以下、弊社と言います）が所有します。
■本データの内容の一部または全部を弊社に無断で変更、削除、その他改変することを禁じます。
■本データを頒布、販売、譲渡することを禁じます。
■本データを配管設計以外の目的で使用することを禁じます。
■弊社は本データに関する正確性について一切の保証を致しません。
■本データに不備があっても、弊社は誤りの修正その他いかなる保守作業を行う義務を負いません。
■弊社は本データの使用、複製ならびに頒布により生じた損害または第三者に直接または間接的障害が生じても、
弊社は法律上の根拠を問わずいかなる責任も負わないものとし、一切の損害賠償等を行わないものとします。

直管　品番7004		■SDR9	■SDR11	■SDR13.6	■SDR17	■SDR21
呼び径	直径					
20	25					
25	32					
30	40					
40	50					
50	63					
65	75					
75	90					
100S	110					
100	125					
125	160					
150	180					
200S	225					
200	250					
250	315					
300	355					
350	400					
400	450					
450	500					
500	560					
550	630					
600	710					
700	800					
800	900					
900	1000					
1100	1200					

EFソケット　品番4161		■SDR11	■SDR13.6	■SDR17
呼び径	直径			
20	25	※GF製(参考図)		
25	32	※GF製(参考図)		
30	40	※GF製(参考図)		
40	50	※GF製(参考図)		
50	63			
65	75			
75	90	(SDR11・SDR13.6・SDR17兼用)	(SDR11・SDR13.6・SDR17兼用)	(SDR11・SDR13.6・SDR17兼用)
100S	110	※GF製(参考図)		
100	125	(SDR11・SDR13.6・SDR17兼用)	(SDR11・SDR13.6・SDR17兼用)	(SDR11・SDR13.6・SDR17兼用)
125	160			※GF製(参考図)
150	180	(SDR11・SDR13.6・SDR17兼用)	(SDR11・SDR13.6・SDR17兼用)	(SDR11・SDR13.6・SDR17兼用)
200S	225	※GF製(参考図)		※GF製(参考図)
200	250	(SDR11・SDR13.6・SDR17兼用)	(SDR11・SDR13.6・SDR17兼用)	(SDR11・SDR13.6・SDR17兼用)
250	315			
300	355			
350	400			
400	450			
450	500			
500	560			
550	630			
600	710			
700	800			

EFレデューサ　品番4263		■SDR11
呼び径	直径	
25×20	32×25	※GF製(参考図)
30×20	40×25	※GF製(参考図)
30×25	40×32	※GF製(参考図)
40×25	50×32	※GF製(参考図)
40×30	50×40	※GF製(参考図)
50×25	63×32	※GF製(参考図)
50×30	63×40	※GF製(参考図)
50×40	63×50	※GF製(参考図)
75×50	90×63	
100S×75	110×90	※GF製(参考図)
100×75	125×90	
125×75	160×90	※GF製(参考図)
150×100	180×125	

キャップ　品番4265		■SDR11	■SDR17
呼び径	直径		
20	25	※GF製(参考図)	
25	32	※GF製(参考図)	
30	40	※GF製(参考図)	
40	50	※GF製(参考図)	
50	63		
65	75		
75	90		
100S	110	※GF製(参考図)	※GF製(参考図)
100	125		
125	160		
150	180		
200S	225	※GF製(参考図)	※GF製(参考図)
200	250		
250	315		
300	355	※GF製	※GF製(参考図)
350	400	※GF製	※GF製(参考図)
400	450	※GF製	※GF製(参考図)
450	500	※GF製	※GF製(参考図)
500	560		※GF製(参考図)
550	630		※GF製(参考図)
600	710		※GF製(参考図)
700	800		※GF製(参考図)

レデューサ　品番4363		■SDR11	■SDR17
呼び径	直径		
65×50	75×63	※GF製(参考図)	
75×50	90×63	※GF製	
75×65	90×75	※GF製(参考図)	
100S×75	110×90		※GF製(参考図)
100×50	125×63	※GF製	
100×75	125×90	※GF製	
100×100S	125×110	※GF製(参考図)	※GF製(参考図)
125×75	160×90	※GF製	
125×100S	160×110	※GF製(参考図)	
125×100	160×125	※GF製	※GF製(参考図)
150×75	180×90	※GF製	
150×100	180×125	※GF製	
150×125	180×160	※GF製	※GF製(参考図)
200S×150	225×180	※GF製(参考図)	※GF製(参考図)
200×125	250×160		
200×150	250×180		
200×200S	250×225	※GF製(参考図)	※GF製(参考図)
250×200	315×250		
300×200	355×250	※GF製	
300×250	355×315	※GF製	
350×250	400×315	※GF製	※GF製
350×300	400×355	※GF製	※GF製
400×250	450×315	※GF製	※GF製
400×300	450×355	※GF製	※GF製
400×350	450×400	※GF製	※GF製
450×250	500×315	※GF製	※GF製
450×300	500×355	※GF製	※GF製

レデューサ　品番4363		■SDR11	■SDR17
呼び径	直径		
500×300	560×355		※GF製
500×350	560×400		※GF製
500×400	560×450		※GF製
500×450	560×500		※GF製
550×350	630×400		※GF製
550×400	630×450		※GF製
550×450	630×500		※GF製
550×500	630×560		※GF製
600×450	710×500		※GF製
600×500	710×560		※GF製
600×550	710×630		※GF製
700×500	800×560		※GF製
700×550	800×630		※GF製
700×600	800×710		※GF製

EFエルボ　品番4764			■SDR11
呼び径	直径	角度	
20	25	90	※GF製(参考図)
		45	
25	32	90	※GF製(参考図)
		45	※GF製(参考図)
30	40	90	※GF製(参考図)
		45	※GF製(参考図)
40	50	90	※GF製(参考図)
		45	※GF製(参考図)
50	63	90	
		45	
65	75	90	
		45	
75	90	90	
		45	
100S	110	90	※GF製(参考図)
		45	※GF製(参考図)
100	125	90	
		45	
125	160	90	
		45	
150	180	90	
		45	

スピゴットエルボ　品番4762			■SDR11	■SDR17
呼び径	直径	角度		
50	63	90	※GF製	
		45	※GF製(参考図)	
		30		
		15		
65	75	90	※GF製	
		45	※GF製(参考図)	
		30		
		15		
75	90	90	※GF製	※GF製(参考図)
		45	※GF製(参考図)	※GF製(参考図)
		30		※GF製(参考図)
		15		※GF製(参考図)
100S	110	90	※GF製(参考図)	※GF製(参考図)
		45	※GF製(参考図)	※GF製(参考図)
		30	※GF製(参考図)	※GF製(参考図)
		15	※GF製(参考図)	※GF製(参考図)
100	125	90	※GF製	※GF製(参考図)
		45	※GF製(参考図)	※GF製(参考図)
		30		※GF製(参考図)
		15		※GF製(参考図)
125	160	90	※GF製	※GF製(参考図)
		45	※GF製(参考図)	※GF製(参考図)
		30		※GF製(参考図)
		15		※GF製(参考図)

スピゴットエルボ　品番4762			■SDR11	■SDR17
呼び径	直径	角度		
150	180	90	※GF製	※GF製(参考図)
		45	※GF製(参考図)	※GF製(参考図)
		30		※GF製(参考図)
		15		※GF製(参考図)
200S	225	90	※GF製(参考図)	※GF製(参考図)
		45	※GF製(参考図)	※GF製(参考図)
		30	※GF製(参考図)	※GF製(参考図)
		15	※GF製(参考図)	※GF製(参考図)
200	250	90		※GF製(参考図)
		45		※GF製(参考図)
		30		※GF製(参考図)
		15		※GF製(参考図)
250	315	90		
		45		
		30		※GF製
		15		※GF製

スイープベンド　品番4862		■SDR11	■SDR17
呼び径	直径		
300	355		
350	400		
400	450		
450	500		
500	560		
550	630		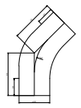

ショートベンド(SP)　品番4862・4962			■SDR11	■SDR17
呼び径	直径	角度		
50	63	90		
		45		
		22.5		
		11.25		
75	90	90		
		45		
		22.5		
		11.25		
100	125	90		
		45		
		22.5		
		11.25		
150	180	90		
		45		
		22.5		
		11.25		
200	250	90		
		45		
		22.5		
		11.25		

ショートベンド(SP)　品番4862・4962			■SDR11	■SDR17
呼び径	直径	角度		
300	355	90		
350	400	90		
400	450	90		
450	500	90		

セグメントベンド　品番4962				■SDR9	■SDR11	■SDR13.6	■SDR17	■SDR21	■SDR26
呼び径	直径	角度							
250	315	90	圧力低減1.0						
			圧力低減0.8						
		45	圧力低減1.0						
			圧力低減0.8						
		22.5	圧力低減1.0						
			圧力低減0.8						
		11.25	圧力低減1.0						
300	355	90	圧力低減1.0						
			圧力低減0.8						
		45	圧力低減1.0						
			圧力低減0.8						
		22.5	圧力低減1.0						
			圧力低減0.8						
		11.25	圧力低減1.0						

セグメントベンド　品番4962				■SDR9	■SDR11	■SDR13.6	■SDR17	■SDR21	■SDR26
呼び径	直径	角度							
350	400	90	圧力低減1.0						
			圧力低減0.8						
		45	圧力低減1.0						
			圧力低減0.8						
		22.5	圧力低減1.0						
			圧力低減0.8						
		11.25	圧力低減1.0						
400	450	90	圧力低減1.0	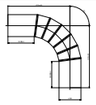	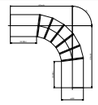	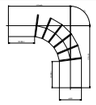	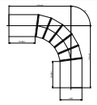	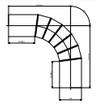	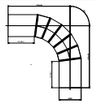
			圧力低減0.8						
		45	圧力低減1.0						
			圧力低減0.8						
		22.5	圧力低減1.0						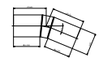
			圧力低減0.8						
		11.25	圧力低減1.0						

セグメントベンド　品番4962				■SDR9	■SDR11	■SDR13.6	■SDR17	■SDR21	■SDR26
呼び径	直径	角度							
450	500	90	圧力低減1.0	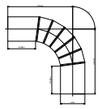	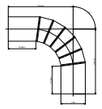	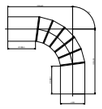	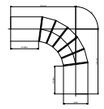	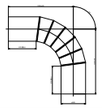	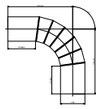
			圧力低減0.8						
		45	圧力低減1.0	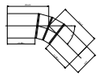	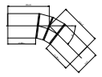	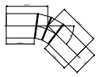	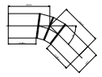	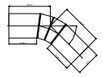	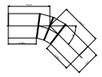
			圧力低減0.8	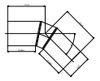	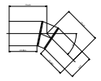	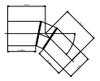	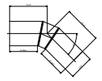	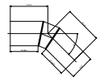	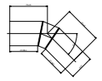
		22.5	圧力低減1.0						
			圧力低減0.8						
		11.25	圧力低減1.0						
500	560	90	圧力低減1.0	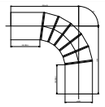	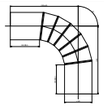	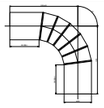	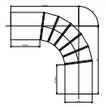	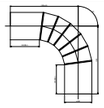	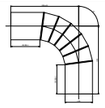
			圧力低減0.8		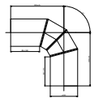	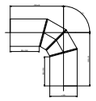		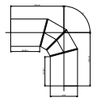	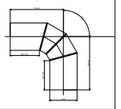
		45	圧力低減1.0	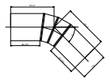	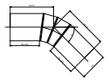	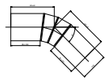	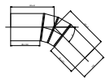	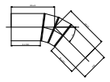	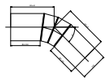
			圧力低減0.8	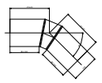	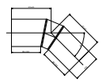	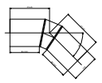	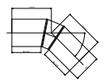	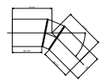	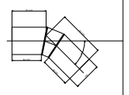
		22.5	圧力低減1.0	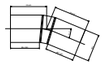	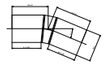	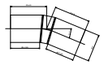	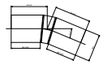	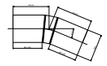	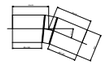
			圧力低減0.8						
		11.25	圧力低減1.0						

セグメントベンド　品番4962				■SDR9	■SDR11	■SDR13.6	■SDR17	■SDR21	■SDR26
呼び径	直径	角度							
550	630	90	圧力低減1.0	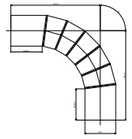	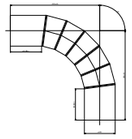	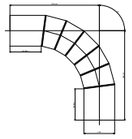	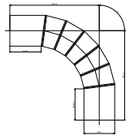	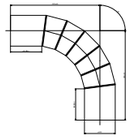	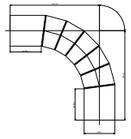
			圧力低減0.8	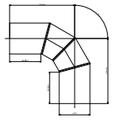	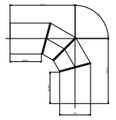	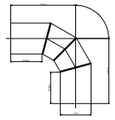	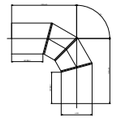	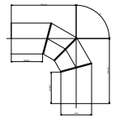	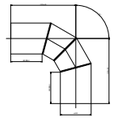
		45	圧力低減1.0	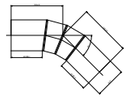	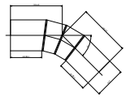	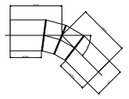	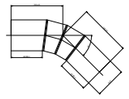	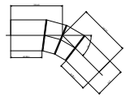	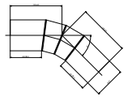
			圧力低減0.8	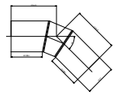	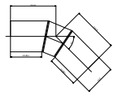	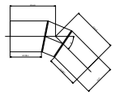	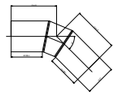	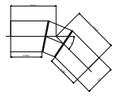	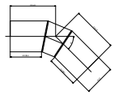
		22.5	圧力低減1.0	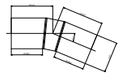	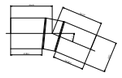	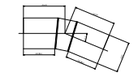	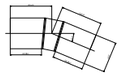	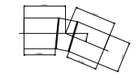	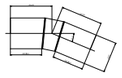
			圧力低減0.8	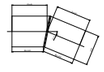	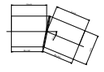	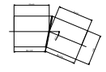	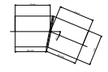	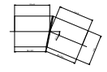	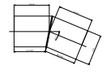
		11.25	圧力低減1.0	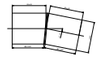	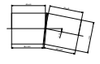		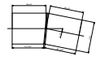	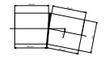	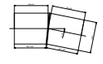

セグメントベンド　品番4962				■SDR9	■SDR11	■SDR13.6	■SDR17	■SDR21	■SDR26
呼び径	直径	角度							
600	710	90	圧力低減1.0			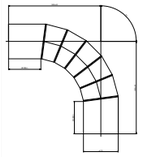	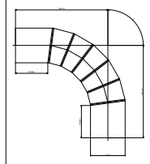	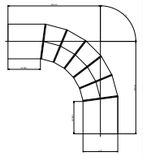	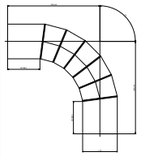
			圧力低減0.8			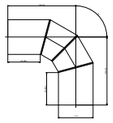	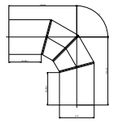	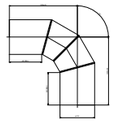	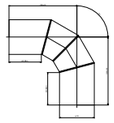
		45	圧力低減1.0			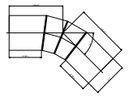	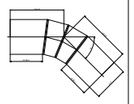	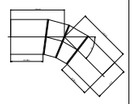	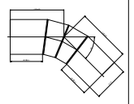
			圧力低減0.8			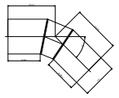	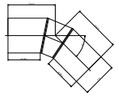	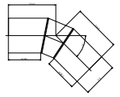	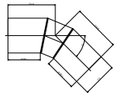
		22.5	圧力低減1.0				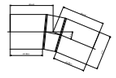	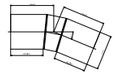	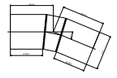
			圧力低減0.8			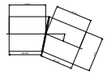	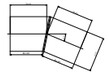	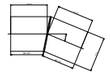	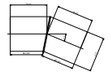
		11.25	圧力低減1.0			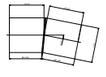	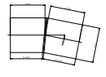	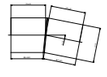	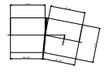

セグメントベンド　品番4962				■SDR9	■SDR11	■SDR13.6	■SDR17	■SDR21	■SDR26
呼び径	直径	角度							
700	800	90	圧力低減1.0			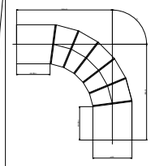	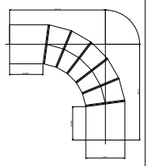	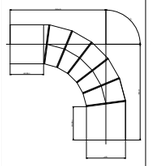	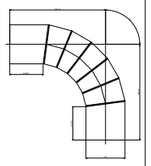
			圧力低減0.8			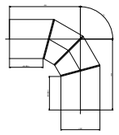	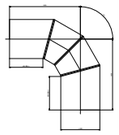	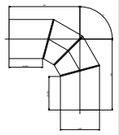	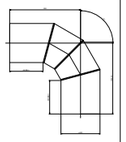
		45	圧力低減1.0			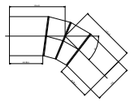	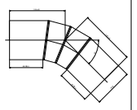	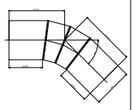	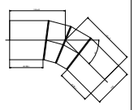
			圧力低減0.8			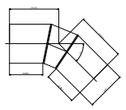	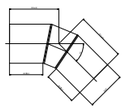	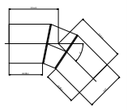	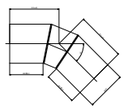
		22.5	圧力低減1.0			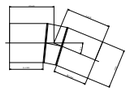	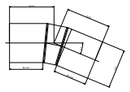	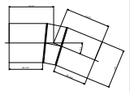	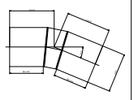
			圧力低減0.8			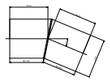	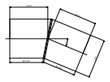	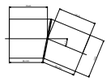	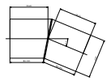
		11.25	圧力低減1.0						

EFチーズ　品番4261		■SDR11
呼び径	直径	
20	25	
25	32	
30	40	
40	50	
50	63	
65	75	
75	90	
100S	110	
100	125	
125	160	
150	180	

チーズ同径　品番4361		■SDR11	■SDR17
呼び径	直径		
75	90		
100S	110		
100	125		
125	160		
150	180		
200S	225		
200	250		
250	315		
300	355		
350	400		
400	450		
450	500		
500	560		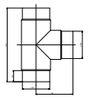
550	630		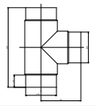
600	710		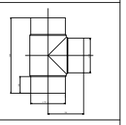
700	800		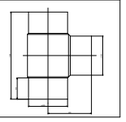

チーズ異径　品番4361		■SDR11	■SDR17
呼び径	直径		
40×20	50×25		
150×75	180×90		
150×125	180×160		
200×125	250×160		
250×150	315×180		
250×200	315×250		
300×200	355×250		
300×250	355×315		
350×250	400×315		
350×300	400×355		

SP おねじ継手　品番4765		■SDR11
呼び径	直径	
20	25	
25	32	
30	40	
40	50	
50	63	

SP めねじ継手　品番4766		■SDR11
呼び径	直径	
20	25	
25	32	
30	40	
40	50	
50	63	

SP ユニオン継手　品番4767		■SDR11
呼び径	直径	
20	25	
25	32	
30	40	
40	50	
50	63	

フランジ　品番(RF形)4264 (GF形)4274 JIS10K形　SUSフランジ　RF形・GF形		■SDR11
呼び径	直径	
20	25	
25	32	
30	40	
40	50	
50	63	
65	75	
75	90	
100S	110	企画中
100	125	
125	160	
150	180	
200S	225	企画中
200	250	
250	315	
300	355	
350	400	
400	450	
450	500	

フランジ　品番(RF形)4264 (GF形)4274 JIS10K形　SUSフランジ　RF形・GF形		■SDR17
呼び径	直径	
250	315	
300	355	
350	400	
400	450	
450	500	
500	560	
550	630	
600	710	
700	800	

フランジ　品番(RF形)4264 (GF形)4274 JIS16K形　SUSフランジ　GF形		■SDR11
呼び径	直径	
50	63	
75	90	
100	125	
150	180	
200	250	